



Drinking Water Quality Report 2020

To Our Customers,

Without question, 2020 was a challenging and exciting year for the Salem and Beverly Water Supply Board (the Board). Despite these challenges, the Board maintained its continuous operations and produced the highest quality water for the customers served by the Cities of Beverly and Salem. It is our mission to deliver our customers with a high quality, reliable, and resilient water supply, and it is our vision to be a world class water utility driven by teamwork and operational excellence.

This report describes the Board's drinking water sources, treatment process, and water quality data for the year 2020. As part of our ongoing commitment to increase public communication, awareness and transparency, this report includes information beyond the minimum federal requirements related to your drinking water for the protection and sustainability of this most valuable resource.

For questions regarding your water quality, please contact Brad Perron, Deputy Director for the Board, at 978-922-2600.

For questions regarding your water distribution system, please contact the Water Department in your city. For the City of Salem, contact the Salem Water Department at 978-745-9595 x5673. For the City of Beverly, contact the Beverly Water Department at 978-921-6000 x2358.

It has been a pleasure to serve you all in 2020.

Sincerely,

**Alan F. Taubert, Jr., P.E., Executive Director
Salem and Beverly Water Supply Board**

Distributed June 2021

Salem and Beverly Water Supply Board

PWS ID 3030001

Salem Water Department

PWS ID 3258000

Beverly Water Department

PWS ID 3030000

How Is Your Water Purified?

The source waters of the Board’s reservoir system undergo extensive treatment at the water treatment plant on the shores of Wenham Lake Reservoir in Beverly before drinking water is delivered to your home or business. The water is treated to exceed all state and federal drinking water standards established by the United States Environmental Protection Agency (EPA) and the Massachusetts Department of Environmental Protection (MassDEP). The plant removes naturally occurring impurities from the source water, as required by federal regulations and good public health practices.

1 Source Water: Raw water for the water treatment plant is drawn from Wenham Lake Reservoir.

2 & 3 Pretreatment: The first step in the treatment process combines preoxidation with potassium permanganate, adsorption with carbon and coagulation with alum and polymer, followed by gravity settling to remove manganese, natural color, taste and odor, sediment and particles.

4 Filtration: The water passes through sand and anthracite media to remove organic compounds. Filtration also acts as a “polishing step” to remove additional particles, color, and bacteria.

5 Disinfection: Chlorine is used to provide disinfection of the filtered water to kill bacteria and viruses, and maintain a protective residual throughout the distribution system.

6 Post-Treatment: Fluoride is added to prevent tooth decay/cavities. To maintain corrosion control in the distribution pipes, the Board adjusts the pH and utilizes a phosphate additive that is designed to optimize corrosion control throughout the distribution system and minimize dissolved lead in the pipes and household plumbing. To ensure the highest quality water, the Board continuously monitors the effectiveness of the treatment process and makes necessary adjustments to the treatment to maintain water quality.


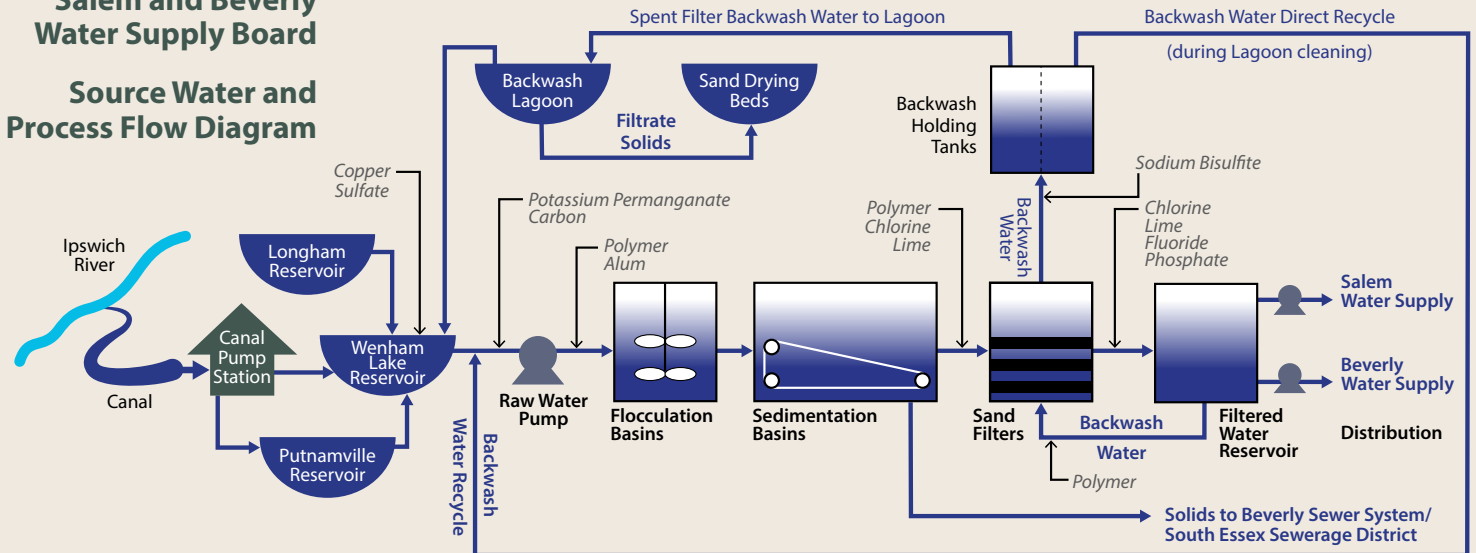


PHOTO COURTESY OF GOOGLE EARTH PRO ©2021

Salem and Beverly Water Supply Board

Source Water and Process Flow Diagram



Where Does Your Water Come From?

Reservoirs

The Board provides potable water to the cities of Salem and Beverly for drinking, sanitation, and fire protection. The Board maintains the source waters, treats the water at the Arlington Avenue water treatment plant located in North Beverly, and delivers water to the individual Salem and Beverly pumping stations. These

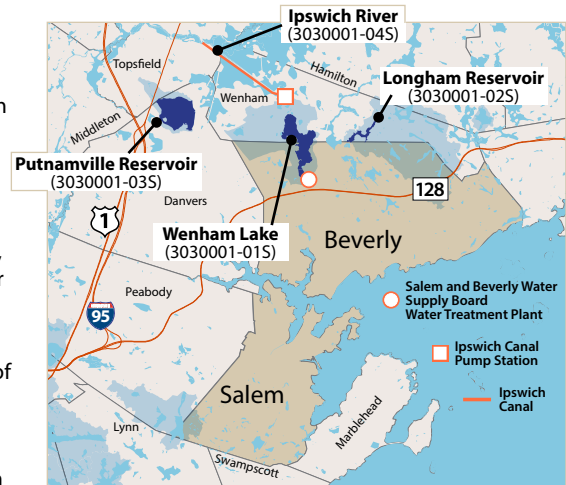
pumping stations deliver drinking water to your home in pipes owned and maintained by each city water department.

Salem and Beverly use over 3 billion gallons of drinking

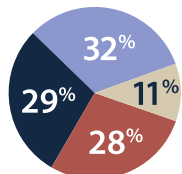
water per year. This water is drawn from the Ipswich River and three reservoirs: Wenham Lake, Putnamville and Longham Reservoirs.

Beverly's water mains have interconnections with Salem, Wenham, Danvers and Manchester. Salem's water mains have interconnections with Beverly, Marblehead and Peabody.

The Board recognizes the importance of storing high winter and spring flows of the Ipswich River for use in summer when river flows are naturally low. Between December 1 and May 31, when there is excess water in the river, water is pumped to the Putnamville Reservoir and/or Wenham Lake Reservoir for storage and use during summer and fall each year. Water is not



pumped from the Ipswich River from June 1 through November 30. Similarly, Longham Reservoir augments Wenham Lake Reservoir.



- Longham Watershed
- Putnamville Watershed
- Ipswich River
- Wenham Lake Watershed

Important Information from EPA & MassDEP about Sources of Drinking Water and Drinking Water Contaminants

Sources of drinking water (both tap water and bottled water) include rivers, lakes, streams, ponds, reservoirs, springs, and wells. As water travels over the surface of the land or through the ground, it dissolves naturally-occurring minerals and, in some cases, radioactive material, and can pick up substances resulting from the presence of animals or from human activity.

Contaminants that may be present in source water include:

- ◆ **Microbial contaminants**, such as viruses and bacteria, may come from sewage treatment plants, septic systems, agricultural livestock operations, and wildlife.
- ◆ **Inorganic contaminants**, such as salts and metals, can be naturally-occurring or result from urban stormwater runoff, industrial or domestic wastewater discharges, oil and gas production, mining, and farming.
- ◆ **Pesticides and herbicides** may come from a variety of sources such as agriculture, urban stormwater runoff, and residential uses.
- ◆ **Organic chemical contaminants** include synthetic and volatile organic chemicals that are by-products of industrial processes and petroleum production, and can also come from gas stations, urban stormwater runoff, and septic systems.
- ◆ **Radioactive contaminants** can be naturally occurring or be the result of oil and gas production, and mining activities.

In order to ensure that tap water is safe to drink, MassDEP and EPA prescribe regulations that limit the amount of certain contaminants in water provided by public water systems. The FDA and the Massachusetts Department of Public Health regulations establish limits for contaminants in bottled water that must provide the same protection for public health.

Drinking water, including bottled water, may reasonably be expected to contain at least small amounts of some contamination. The presence of contaminants does not necessarily indicate that water poses a health risk. For more information about contaminants and potential health effects »

Some people may be more vulnerable to contaminants in drinking water than the general population. Immuno-compromised persons such as persons with cancer undergoing chemotherapy, persons who have undergone organ transplants, people with

HIV/AIDS or other immune system disorders, some elderly, and infants can be particularly at risk from infections. These people should seek advice from their health care providers. EPA/Centers for Disease Control and Prevention (CDC) guidelines on appropriate means to lessen the risk of infection by Cryptosporidium and other microbial contaminants are available from the Safe Drinking Water Hotline: 800-426-4791.

If present, elevated levels of lead can cause serious health problems, especially for pregnant women and young children. Lead in drinking water is primarily from materials and components associated with service lines and home plumbing. The Board is responsible for providing high quality drinking water, but cannot control the variety of materials used in plumbing components. When your water has been sitting for several hours, you can minimize the potential for lead exposure by flushing your tap for 30 seconds to 2 minutes before using water for drinking or cooking. If you are concerned about lead in your water, you may wish to have your water tested for free. Information on lead in drinking water, testing methods, and steps you can take to minimize exposure is available from the Safe Drinking Water Hotline or at epa.gov/safewater/lead.



Massachusetts Source Water Assessment and Protection Program (SWAP)

The Source Water Assessment and Protection (SWAP) Program assesses the susceptibility of public water supplies to contamination due to land uses and activities within the recharge area of Salem and Beverly's water supply. The water supply for these cities consists of surface water from Wenham Lake (Source ID #3030001-01S), Longham Reservoir (Source ID #3030001-02S), Putnamville Reservoir (Source ID #3030001-03S) and the Ipswich River (Source ID #3030001-04S).

A susceptibility ranking of "high" was assigned to this system using the information collected during the assessment by the MassDEP. A high ranking is given to any water supply that has at least one high threat within the water supply protection area. Since there are 17 potential high

threat land uses within the protection area, the Salem and Beverly water supply must be assigned a high susceptibility ranking. The potential contaminant sources within the protection area are: manure storage or spreading, pesticide storage or use, airports, body shops, gas stations, service stations/ auto repair shops, bus and truck terminals, dry cleaners, photo processors, repair shops (engine, appliance, etc.), hazardous materials storage, machine/metalworking shops, hazardous waste facilities, large quantity hazardous waste generators, landfills and dumps, military facilities (past and present), former NIKE missile sites, and underground storage tanks. This ranking does not imply that the cities have poor water quality or will have poor water quality in the future. It only draws attention to various activities within

the watershed that may be potential sources of contamination.

The SWAP then assesses what the water supplier is doing to prevent contamination and recommends other measures that can be taken to further protect the sources. Some source protection measures the Board have already implemented include reviewing the development of plans in the City of Beverly, and the Towns of Wenham and Topsfield; conducting stream monitoring throughout the watersheds; and managing geese on Wenham Lake.

For more information, the complete SWAP report is available at the Board and online at: <https://www.mass.gov/doc/salem-beverly-water-supply-bd-swap-report/download>. You can also call the Board at 978-922-2600.



Water Conservation

Clean water is one of our planet's most precious assets. We can all do our part to conserve this limited resource by implementing easy water conservation measures.

Conserving indoors: Average households can reduce indoor water use by approximately 20 gallons per person per day by following some of these sustainable tips:

- ◆ Take shorter showers! Each minute that's cut off your shower times saves up to 2.5 gallons of water.
- ◆ Wash only full loads of dishes and laundry.
- ◆ When washing dishes by hand, fill your sink when washing or rinsing dishes rather than letting the water run.

Making an impact: The average person flushes the toilet five times each day. Toilets are the main source of water use in the home, accounting for nearly 30 percent of an average home's indoor water consumption! Maybe your older toilet audibly leaks, but what if your toilet has a silent leak? Open up your toilet's tank, place a drop of food coloring in, and wait 10 minutes. If the food coloring makes its way to the bowl, you've got a leak. It could be fixed by replacing a worn toilet flapper, or maybe it's time to replace that old porcelain throne!

Recent technological advances in toilet technology have allowed newer models to use 20 to 60 percent less water. Look for WaterSense labeled toilet models to reduce your water usage by over 4,000 gallons per year! Learn more about EPA WaterSense at epa.gov/watersense.

Nonpoint Source Pollution

The EPA Phase II Stormwater regulations require all communities with populations under 100,000 to implement control measures aimed at reducing water pollution caused by stormwater runoff. Stormwater runoff is a major component of nonpoint source (NPS) pollution. Approximately 40 percent of America's surveyed lakes, rivers, and estuaries fail to meet standards for safe fishing or swimming.

According to the EPA, NPS pollution constitutes the nation's largest source of water quality problems. NPS pollution occurs when runoff (rainwater or snowmelt) moves over the land picking up sediments and contaminants and then deposits them into lakes, rivers and coastal waters. Overland flow

picks up pollutants from driveways, crops, industrial sites, or malfunctioning septic systems before discharging into the river or storm drain.

NPS pollution can lead to beach closures, fish kills, habitat destruction, and unsafe drinking water. Unlike point sources (e.g., discharge pipes from facilities), nonpoint sources are diffuse, which makes them difficult to trace and control.

Everyone contributes to NPS pollution in one way or another. Land use such as agriculture, forestry, construction, and septic systems are all potential sources of nonpoint contaminants.

Household contributors include improperly disposed pet waste, lawn fertilizer, paints, and motor oil. Automobiles, factories, and wood stoves emit airborne contaminants that return to the earth in the form of rain or snow. The amount of these contaminants that reach water sources is increased by impermeable surfaces, such as roofs and pavements, which keep the soils from naturally filtering stormwater.

The Cities of Salem and Beverly have implemented Stormwater Management Plans (SWMP) designed to reduce stormwater runoff pollution and protect your source and surface waters. Public education and participation are required control measures for the SWMP.

Compound		Highest Level Found	Range of Detections (low–high)	Highest Level Allowed (MCL or MRDL)	Ideal Goal (MCLG or MRDLG)	Possible Source
Regulated Compounds	Barium	0.025 ppm	No range, one sample required	2 ppm	2 ppm	Erosion of natural deposits
	Chlorine	0.59 ppm ⁽¹⁾	ND – 1.96 ppm ⁽²⁾	4 ppm	4 ppm	Water disinfectant
	Copper ⁽³⁾	Both: 0.14 ppm Salem: 0.16 ppm Beverly: 0.09 ppm	0.011 – 0.24 ppm 0.016 – 0.24 ppm 0.011 – 0.16 ppm	AL = 1.3 ppm	1.3 ppm	Corrosion of household plumbing systems
	Fluoride	0.70 ppm	0.06 – 0.86 ppm	4 ppm ⁽⁴⁾	4 ppm	Added to water to promote strong teeth
	Lead ⁽³⁾	Both: 2.5 ppb Salem: 2.1 ppb Beverly: 2.5 ppb	ND – 25.6 ppb ND – 25.6 ppb ND – 9.1 ppb	AL = 15 ppb	0 ppb	Corrosion of household plumbing systems
	Nitrate as Nitrogen	0.05 ppm	No range, one sample required	10 ppm	10 ppm	Naturally present in the environment
	Perchlorate	0.09 ppb	No range, one sample required	2 ppb	NA	Rocket propellants, fireworks, munitions, fares, blasting agents
	Total Haloacetic Acids	32 ppb ⁽¹⁾	3 – 51 ppb ⁽²⁾	60 ppb ⁽⁵⁾	NA	Byproduct of water disinfection
	Total Trihalomethanes	67 ppb ⁽¹⁾	24 – 125 ppb ⁽²⁾	80 ppb ⁽⁵⁾	NA	Byproduct of water disinfection
	Turbidity ⁽⁶⁾	0.23 NTU	0.08 – 0.23 NTU	TT = 0.3 NTU	NA	Suspended matter from soil runoff
Compound		Highest Level Found	Range of Detections (low–high)	Highest Guidance Level (SMCL or ORSG)	Ideal Goal (MCLG or MRDLG)	Possible Source
Secondary/Guideline Contaminants	Aluminum	101 ppb	No range, one sample required	200 ppb	–	Erosion of natural deposits
	Chloride	90.5 ppm	No range, one sample required	250 ppm	–	Erosion of natural deposits
	Chloroform	26.9 ppb	No range, one sample required	70 ppb	–	Byproduct of water disinfection
	Manganese ⁽⁷⁾	3 ppb	No range, one sample required	50 ppb	–	Naturally occurring minerals
	Odor	1.4 TON	No range, one sample required	3 TON	–	
	Sodium ⁽⁸⁾	49.6 ppm	No range, one sample required	20 ppm	–	Erosion of natural deposits
	Sulfate	24.8 ppm	No range, one sample required	250 ppm	–	Erosion of natural deposits
	Total Dissolved Solids	239 ppm	No range, one sample required	500 ppm	–	Naturally occurring minerals

Notes

- ¹ Highest level detected is based on a running monthly or quarterly average of samples.
- ² Highest value in range is based on individual samples, rather than averages.
- ³ The Action Level (AL) and the highest level found are based on the 90th percentile of the samples. The range represents all individual samples.
- ⁴ Fluoride also has an SMCL of 2.0 ppm.
- ⁵ Highest level allowed (MCL) for this substance is based on the average of four quarterly samples.
- ⁶ Treatment Technique (TT): Turbidity is a measure of treatment performance and is regulated as a treatment technique. 100% of samples met the TT requirement."
- ⁷ USEPA and MassDEP have established public health advisory levels for manganese to protect against concerns of potential neurological effects and a one-day and 10-day HA of 1000 ppb for acute exposure.
- ⁸ The MassDEP Office of Research and Standards has set a guideline concentration of 20 ppm for sodium. Sodium-sensitive individuals, such as those experiencing hypertension, kidney failure, or congestive heart disease, should be aware of the sodium levels if exposures are being carefully controlled.

Terms & Abbreviations

AL: Action Level – The concentration of a contaminant that, if exceeded, triggers treatment or other requirements, which a water system must follow.

MCL: Maximum Contaminant Level – The highest level of a contaminant that is allowed in drinking water. MCLs are set as close to the MCLGs as feasible using the best available treatment technology.

MCLG: Maximum Contaminant Level Goal – The level of a contaminant in drinking water below which there is no known or expected risk to health. MCLGs allow for a margin of safety.

MRDL: Maximum Residual Disinfectant Level – The highest level of a disinfectant allowed in drinking water. There is convincing evidence that addition of a disinfectant is necessary for control of microbial contaminants.

MRDLG: Maximum Residual Disinfectant Level Goal – The level of a drinking water disinfectant below which there is no known or expected risk to health. MRDLGs do not reflect the benefits of the use of disinfectants to control microbial contaminants.

N/A: Not Available – An ideal goal has not been established by EPA or MassDEP for this compound.

ND: Not Detected

NTU: Nephelometric Turbidity Unit – A measure of the turbidity (or clarity) of water. We monitor it because it is a good indicator of the effectiveness of our filtration system.

ORSG: Office of Research and Standards Guideline – Guidance values developed by MassDEP ORS in absence of any other federal standards or guidance.

ppb: Parts per Billion or micrograms per liter – (µg/L)

ppm: Parts per Million or milligrams per liter – (mg/L)

ppt: Parts per Trillion or nanograms per liter – (ng/L)

SMCL: Secondary Maximum Contaminant Level – Concentration limit for a contaminant which may have aesthetic effects such as taste, odor, or staining.

TT: Treatment Technique – A required process intended to reduce the level of a contaminant in drinking water. Turbidity is a measure of treatment performance and is regulated as a treatment technique. 95% of our turbidity readings each month must be below 0.3 NTU.

90th Percentile – Nine out of every 10 homes were at or below this level.



Salem and Beverly Water Supply Board
50 Arlington Avenue
Beverly, MA 01915

Presorted
Standard
US Postage
Paid
North Reading
Permit No. 215

ECRWSS
POSTAL PATRON
Salem, MA



The Salem and Beverly Water Supply Board's Mission

To deliver a high-quality, reliable, and resilient water supply to our customers.

This report contains very important information about your drinking water. Please translate it, or speak with someone who understands it.

Este informe contiene información importante acerca de su agua potable. Haga que alguien lo traduzca para usted, o hable con alguien que lo entienda.